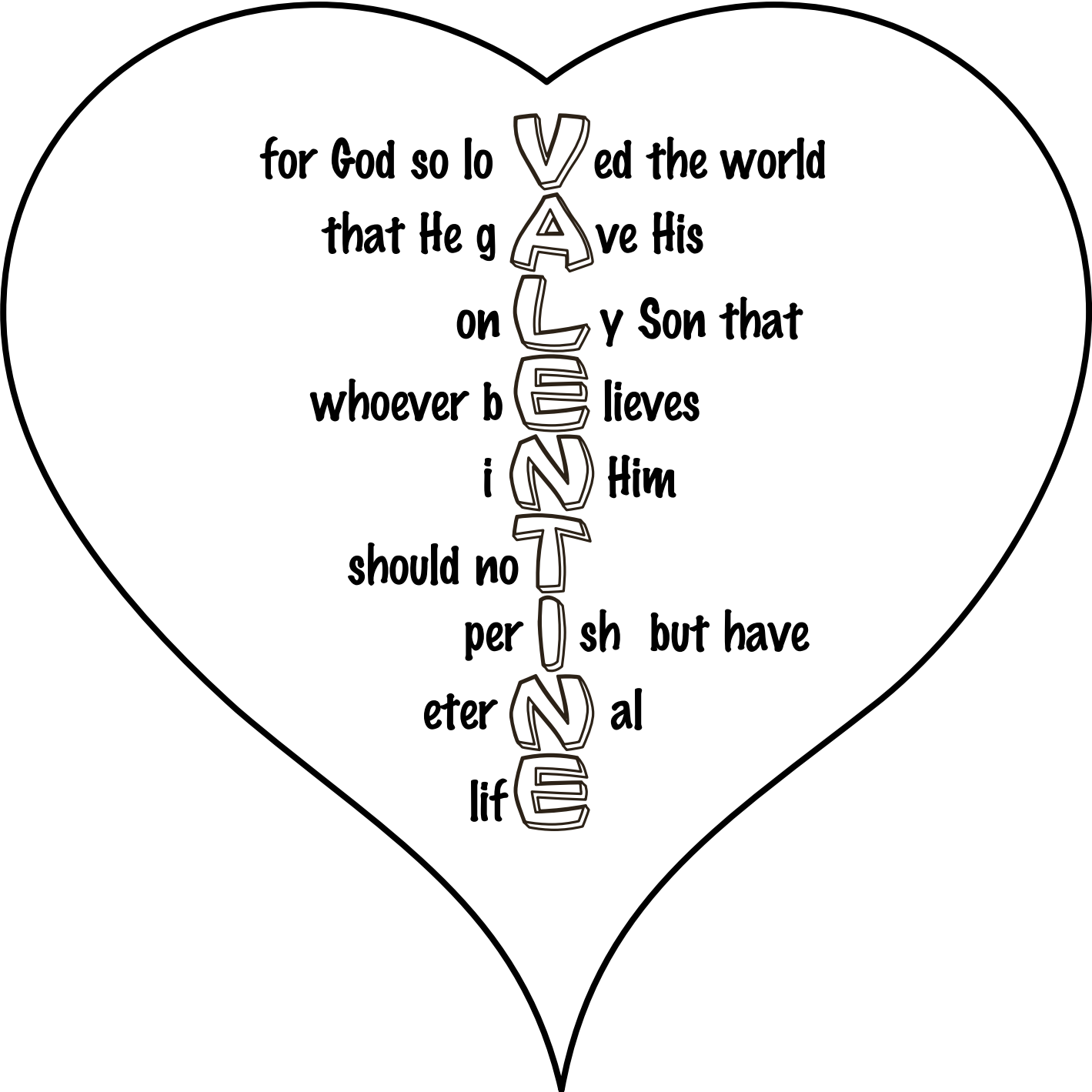



John 3:16

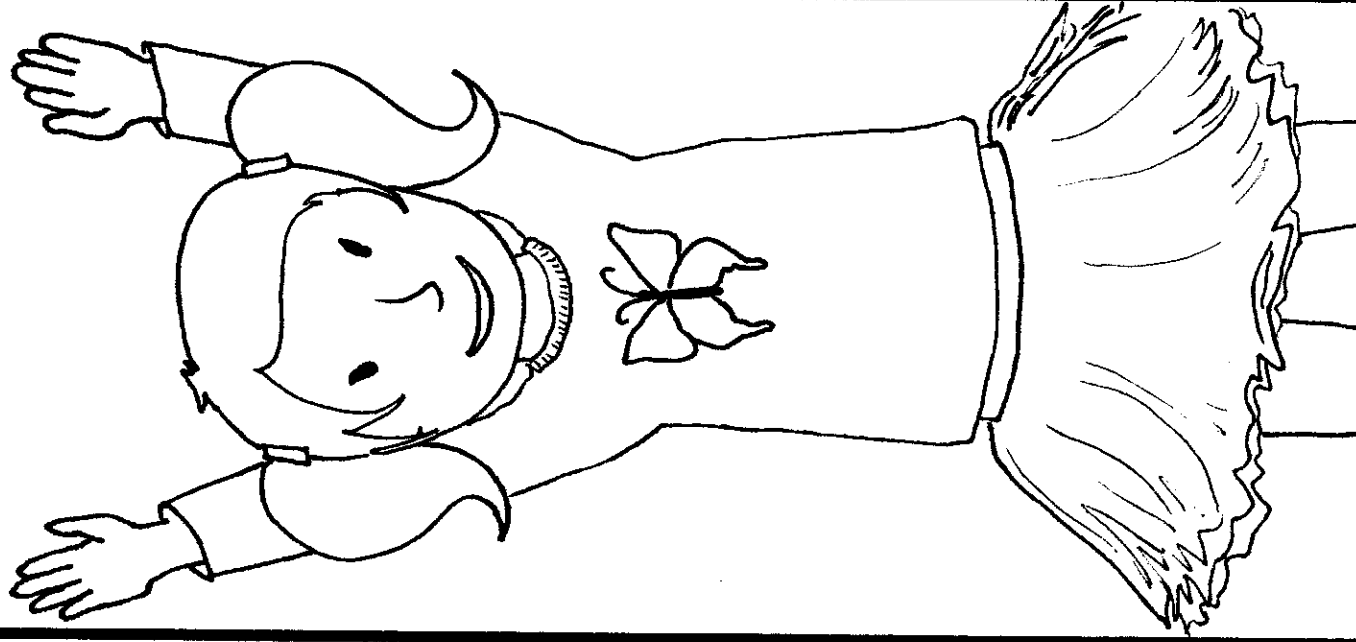


for God so lo **V**ed the world
that He g **A**ve His
on **L**y Son that
whoever b **E**lieves
i **N** Him
should no **T**
per **I**sh but have
eter **N**al
lif **E**

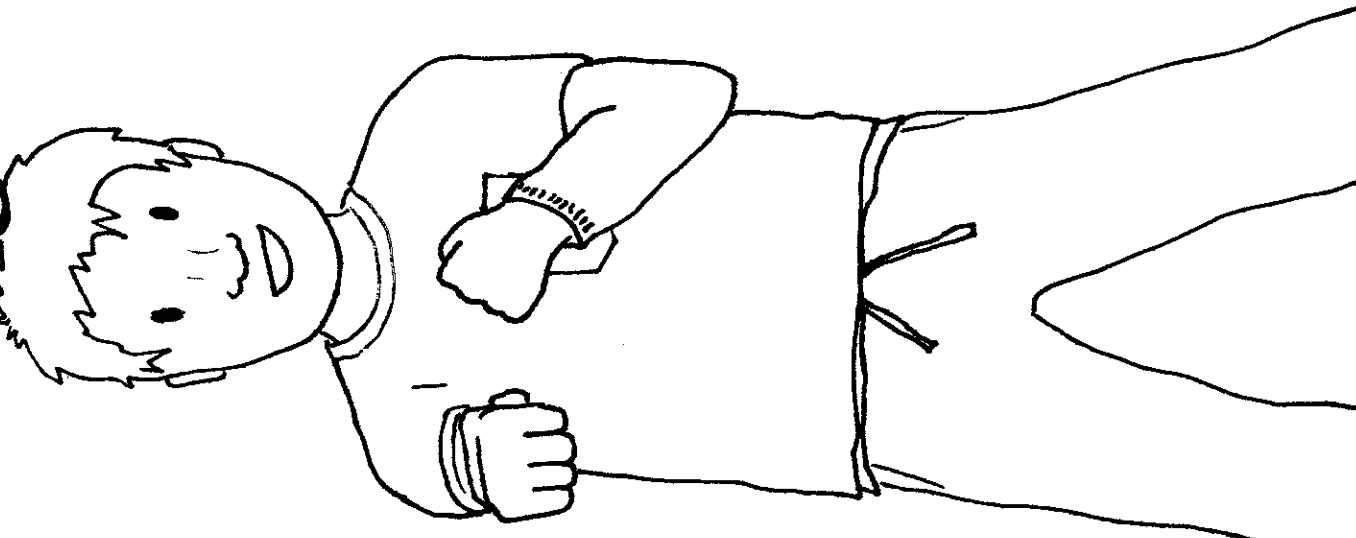
♥heart♥

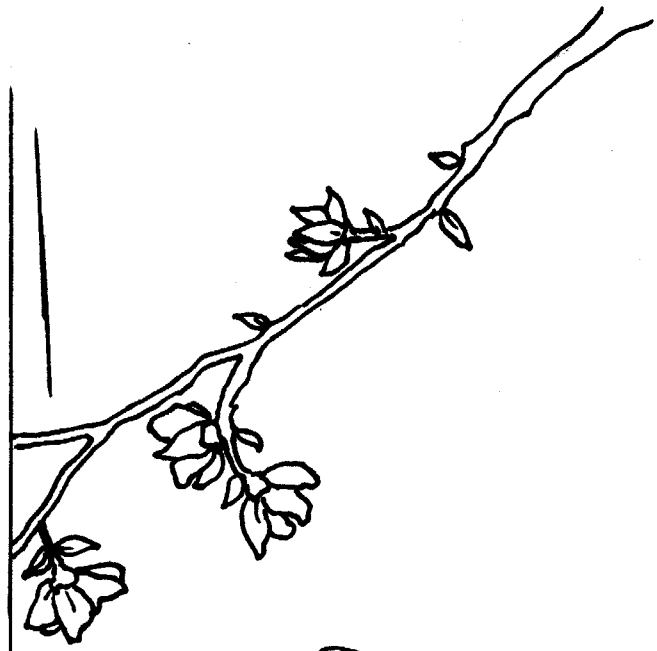




✿soul✿






☀might☀





Song of Solomon








He loved me when
I was his enemy.



He loves me
When I don't under-



is for

Love

Mandy Groce '12


ministry-to-children.com



He loves me on
my toughest days.




He loves me in
my weakness.





Create in me a
pure heart
O God
and renew a
steadfast spirit
within me
psalm 51:10



Jesus
loves

Me



Good loves
you!

Ministry-To-Children



♥ Be Mine ♥

We love, because He first
loved us.
1 John 4:19

Just as the Father has loved
Me, I have also loved you; abide
in My love.
John 15:9



"I love You, O LORD,
my strength."
Psalms 18:1

"I love those who love me; And
those who diligently seek me will
find me."
Proverbs 8:17



This is My commandment,
that you love one another,
just as I have loved you.
John 15:12




But now faith, hope, love,
abide these three; but the
greatest of these is love.
1 Corinthians 13:13

*Beloved, if God so loved us, we
also ought to love one another.
1 John 4:11*



A new commandment I give
to you, that you love one
another, even as I have
loved you, that you also
love one another.
John 13:34



Beloved, let us love one another,
for love is from God; and
everyone who loves is born of
God and knows God.
1 John 4:7



Let all that you do be done in
love.
1 Corinthians 16:14



Learn About

Love

What Did John Say About Love?

Read the verses and answer the questions.

John 13:34 – What does Jesus command us to do?

1 John 4:7 – Who does love come from?

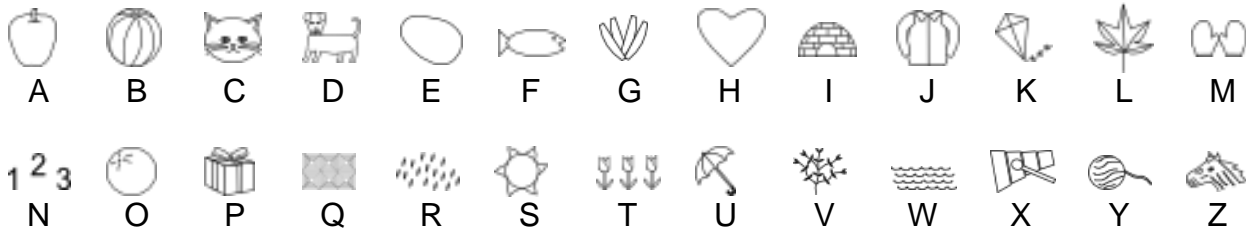
1 John 4:9 – How did God show his love for us?

1 John 4:11 – Why should we love one another?

Why Should We Love?



Code:



What Did Paul Say About Love?

1 Corinthians 13 (written by Paul) is called the love chapter because its words describe how to show love to others.

Unscramble these words that describe love.



Word List: CONCEITED, ILL-MANNERED, IRRITABLE, JEALOUS, KIND, NOT, PATIENT, PROUD, SELFISH

How Can You Show Love?

Showing love is more than just saying "I love you" or giving a gift to someone.

Draw a line from each story to a way you can show love.

If this happens...

You are working puzzles with your little sister. She takes longer to finish than you do.

Your friend gets a new popular video game for his birthday.

Your mother asks you to put away your Legos and help her set the table.

Your brother asks to play with your action figure.

You can show love by...

Not being jealous of your friend

Not being selfish with your toys

Not being irritable to your mother

Being patient with your sister

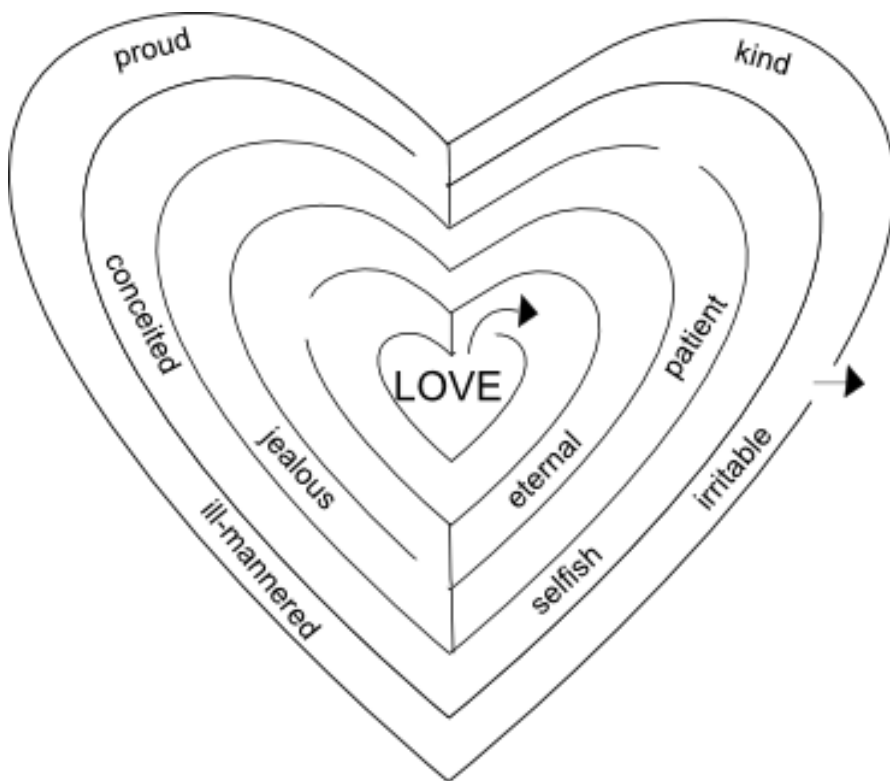
Bible Puzzle

Love Maze

1 Corinthians 13 is called the love chapter because its words describe how to show love to others. Some of these words are in this maze.

Draw a path through the maze from the center to the right side. **Some** of the words will be crossed out by the line you draw.

If a word **is not** crossed out, write it in the "LOVE IS" list.
If a word **is** crossed out, write it in the "LOVE IS NOT" list.



LOVE IS

LOVE IS NOT

How will you show love in these ways?

“Love One Another”

Heart Craft ideas about Christ’s Love

What does love mean? Love one another! Craft Ideas for Enjoying and Sharing Christ’s Love

Love is something the Bible discusses extensively and is a topic that lends itself to countless lessons and stories for kids. Love can also provide for classic crafts, particularly anything heart-shaped or related to Valentine’s Day. Here are a few simple ideas for fun items to create. They can be used as decorations, reminders, or gifts for others.

Bible Verses or Craft Captions to Consider...

Greater love has no one than this, that someone lay down his life for his friends. - John 15:13

Beloved, let us love one another, for love is from God, and whoever loves has been born of God and knows God. -1 John 4:7

We love because he first loved us. -1 John 4:19

“My heart belongs to Jesus”

“Put Jesus first in your heart”

Don’t miss all our [Valentine’s Day Sunday School lesson](#) and [Love Coloring Pages](#)



Craft one: “Stuck in my Heart Envelope”

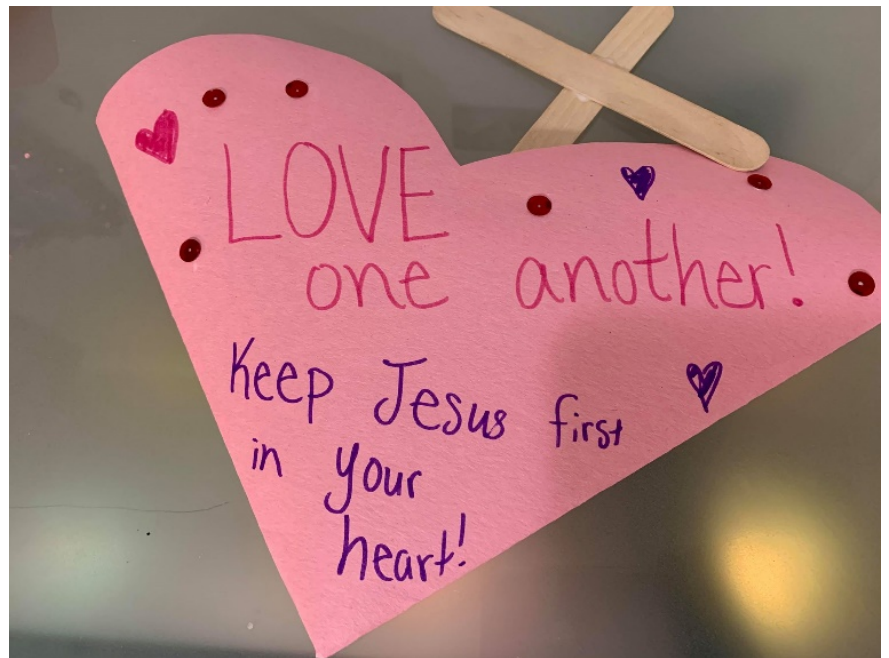
You will need:

- Paper or notecards
- Scissors
- Stickers or glitter
- Markers or decorating materials
- Glue and/or tape
- Popsicle sticks



Procedure:

1. Fold the paper, bending the bottom corners up to meet and make a “V” shape. Tape or staple to secure.
2. Cut the tops into rounded humps, so that the paper resembles a heart shape.
3. Add stickers, glitter, or decorations as desired. Add verse captions and notes.
4. Glue two popsicle sticks together in the shape of a cross. Tuck this into the envelope as a reminder to keep Christ in your heart!
5. Use the envelope as a decoration, card holder, or other note container.



Craft Two: “Christ in my Heart”

You will need:

- Paper, paper plates, or cardstock
- Scissors
- Tissue paper, cut into squares
- Popsicle sticks
- Glue and/or tape
- Ribbon or string (optional)
- Decorative materials (markers, fabric paint)



Procedure:

1. Cut the paper or paper plate into a heart shape.
2. Glue sections of the paper at a time, or place glue over the entire heart.
3. Working in sections or over the plate, place crumpled tissue paper pieces onto the glue.
4. Add additional decorations as desired.
5. Glue the popsicle sticks into a cross shape, and place the cross in the center of the heart.
6. If desired, add a string or ribbon to hang the heart as a decoration.



Craft Three: “Kiss of a Rose”

You will need:

- Tissue paper or cellophane
- Pipe cleaners
- Pens, pencils, or popsicle sticks
- Hershey’s kisses



Procedure:

1. Place the Kisses (or other similarly shaped candy) together, taping if necessary.
2. Wrap the tissue paper around the candies, forming it into a flower shape.
3. Wrap the pipe cleaners around the bottom of the “rose” and twist around the pen, pencil, or popsicle stick, as desired.
4. Add extra supportive tape if necessary, and enjoy the tasty “rose.”





Kids need the Bible more than ever. That's why our curriculum skips the gimmicks and gets straight to the Gospel. Now you can teach with confidence, knowing God's Word will not return void.

About Our Ministry

The Sunday School Store opened its virtual doors in April 2020 and has become the fastest growing resource provider for children's ministry. Our powerful digital curriculum is making a difference in thousands of churches who value Biblical faithfulness and good stewardship of ministry budgets.

- [Click here](#) to learn more about our ministry.
- [Click here](#) to contact us or email support@sundayschool.store

Thanks so much for serving God's kids!

Tony Kummer
The Sunday School Store
1-833-3SUNDAY